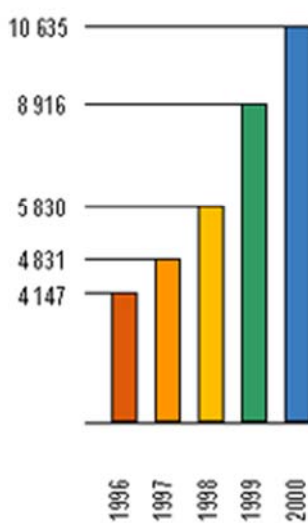
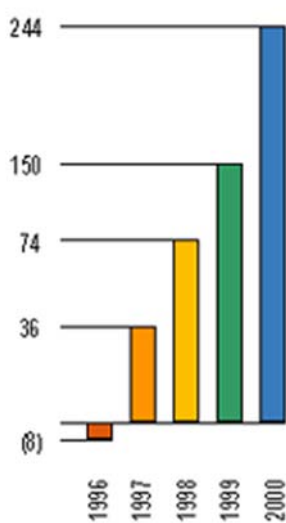


Trading Performance

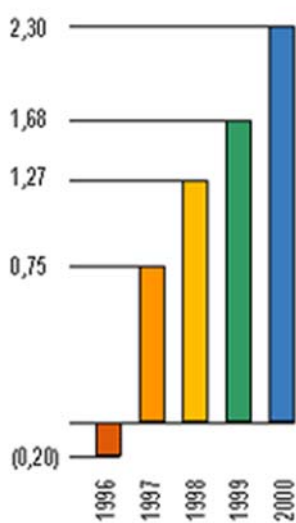
Sales (Rm)



Operating profit (Rm)

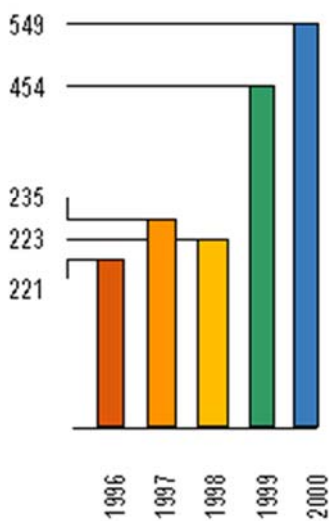


Operating margin (%)

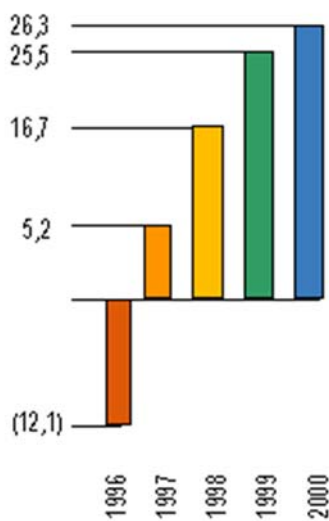


Equity Performance

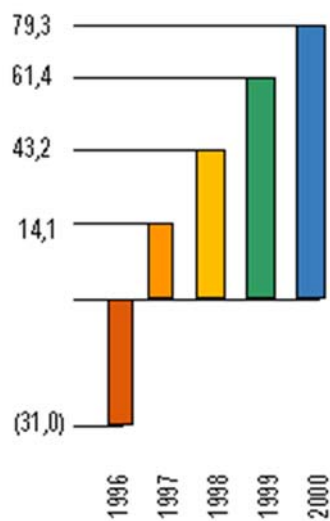
Ordinary shareholders' equity (Rm)



Return on ordinary shareholders' equity (%)



Diluted headline EPS (c)



Income Statement

	Notes	2000 Rm	1999 Rm
Revenue	2	10 725,9	9 045,0
Sales		10 634,6	8 916,0
Other		91,3	129,0
Operating income	3	211,3	144,1
Net interest paid	5	57,2	69,0
Exceptional items	6	(9,8)	116,4
Net income before taxation		144,3	191,5
Taxation	7	37,4	(37,8)
Net income after taxation		106,9	229,3
Share of associated company income		1,0	1,0
Minority interests		4,0	3,1
Net income attributable to ordinary shareholders		103,9	227,2
Dividends declared	8	18,5	-
Retained income for the year		85,4	227,2
Premium on acquisition and Intangible assets written off	9	325,3	(379,1)
Transfer from non-distributable reserves	14	2,9	5,0
At beginning of the year		(91,0)	54,1
Prior year adjustment	4	-	1,8
At end of the year		322,6	(91,0)
Headline earnings	10	110,4	47,0
Proforma headline earnings	10	132,0	86,5
Earnings per share (cents)	10	74,8	200,1
Headline earnings per share (cents)	10	79,5	41,4
Proforma headline earnings per share (cents)	10	84,5	61,4
Diluted headline earnings per share (cents)	10	79,3	61,4
Dividend per share (cents)			
Interim		-	-
Final		9,4	-

Balance Sheet

	Notes	2000 Rm	1999 Rm
Capital employed			
Ordinary share capital	12	1,6	0,1
Share premium	13	-	-
Non-distributable reserves	14	224,8	134,6
Retained income/(accumulated loss)		322,6	(91,0)
Ordinary shareholders' interest		549,0	43,7
Minority interests		14,6	12,4
Total shareholders' interest		563,6	56,1
Long-term liabilities	15	6,7	422,6
Long-term provisions	16	77,6	111,1
Deferred taxation	23	8,9	-
		656,8	589,8
Employment of capital			
Property, plant and equipment	17	340,4	283,5
Interest in subsidiaries	18	-	-
Investment in associate	19	2,3	1,9
Other investments	20	56,1	54,2
Deferred taxation	23	222,8	242,6
Loans	21	93,5	76,1
Current assets		2 344,6	1 991,2
Inventories	22	1 355,7	1 134,8
Accounts receivable and prepayments		823,7	643,9
Taxation		1,7	0,9
Loans to associate		2,5	1,2
Amounts owing by Wooltru group companies		-	85,5
Bank balances and cash		161,0	124,9
Total assets		3 059,7	2 649,5
Current liabilities		2 402,9	2 059,7
Accounts payable		1 969,6	1 814,4
Provisions		141,0	191,6
Taxation		17,8	24,2
Dividends		18,5	-
Bank overdraft and short-term borrowings		31,6	17,7
Loans from associate		6,6	7,8
Amounts owing to Wooltru group companies		217,8	4,0
Net current liabilities		(58,3)	(68,5)
		656,8	589,8

Cash Flow Statement

	Notes	2000 Rm	1999 Rm
Capital employed			
Ordinary share capital	12	1,6	0,1
Share premium	13	-	-
Non-distributable reserves	14	224,8	134,6
Retained income/(accumulated loss)		322,6	(91,0)
Ordinary shareholders' interest		549,0	43,7
Minority interests		14,6	12,4
Total shareholders' interest		563,6	56,1
Long-term liabilities	15	6,7	422,6
Long-term provisions	16	77,6	111,1
Deferred taxation	23	8,9	-
		656,8	589,8
Employment of capital			
Property, plant and equipment	17	340,4	283,5
Interest in subsidiaries	18	-	-
Investment in associate	19	2,3	1,9
Other investments	20	56,1	54,2
Deferred taxation	23	222,8	242,6
Loans	21	93,5	76,1
Current assets		2 344,6	1 991,2
Inventories	22	1 355,7	1 134,8
Accounts receivable and prepayments		823,7	643,9
Taxation		1,7	0,9
Loans to associate		2,5	1,2
Amounts owing by Wooltru group companies		-	85,5
Bank balances and cash		161,0	124,9
Total assets		3 059,7	2 649,5
Current liabilities		2 402,9	2 059,7
Accounts payable		1 969,6	1 814,4
Provisions		141,0	191,6
Taxation		17,8	24,2
Dividends		18,5	-
Bank overdraft and short-term borrowings		31,6	17,7
Loans from associate		6,6	7,8
Amounts owing to Wooltru group companies		217,8	4,0
Net current liabilities		(58,3)	(68,5)
		656,8	589,8

